

# Quad Cities Postal Credit Union

## Home Banking Walkthrough

If a member is “auto” enrolling to Home Banking for the first time, here are the screens they will encounter.

1. Go to <https://www.shareteccu.com/qccpu> or click the link provided on the Credit Union’s web page.



### Welcome / Sign In

Please call your credit union to be set up for home banking.

Returning Members	New Members
<p>As of 02/01/2011, all Quad Cities Postal Credit Union Home Banking Members will need to sign up for our NEW Home Banking Site. To sign up, click on the "Click Here to enroll now" link under the New Members area.</p>	<p><b>Click HERE to enroll now</b> If you are an existing Credit Union member, you can enroll today into Home Banking!</p>
<p>If you have any issues enrolling or navigating the new site, please call the Credit Union at (309)797-1414.</p>	
<p>Login ID: <input type="text"/></p> <p><input type="button" value="Login"/></p>	

2. First time users will need to select “Click here to enroll now”. They will need to enter their member number, email address, and birthdate. They will then need to click the box to acknowledge the User Agreement. Then click the box labeled “Sign Up”.

# Quad Cities Postal Credit Union

## Home Banking Walkthrough

### Sign up for Home Banking

You must currently be a member of this credit union to sign up for home banking, please enter your information below.

MEMBER NUMBER:   
EMAIL ADDRESS:   
BIRTH DATE:  (MM/DD/YYYY)

Online Disclosure Introduction: This page explains the terms and conditions for using our E-Banking Service and provides certain disclosures and information to you concerning the service. Each of your accounts at Quad Cities Postal Credit Union is also governed by the applicable account disclosure/agreement and Truth In Savings disclosure you received when you opened your account. How To Access Your Accounts: To access your accounts through our E-Banking service, you must have your account number and an E-Banking password. This information is requested when you enter our E-Banking pages. The password that is used to gain access to your information should be kept confidential, just as you would keep other PIN numbers and security codes confidential. For your protection we recommend that you change your E-Banking access password regularly. It is recommended

I agree to the above disclosure

**NOTE:** The member does not need to have an email address on file with the credit union in order to Auto Enroll. But if he does and the information entered does not match, he will get the following message. He will then need to contact the CU and his correct email address will need to be input into his Member Properties.

### Sign up for Home Banking

 **Some of the data entered was incorrect. Please review and correct your information and resubmit.**

You must currently be a member of this credit union to sign up for home banking, please enter your information below.

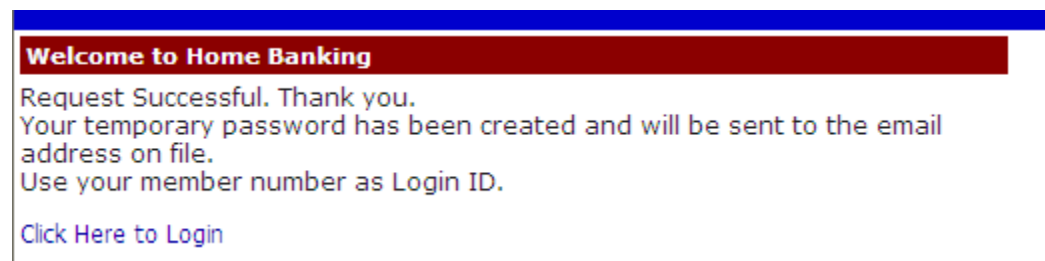


**QUAD CITIES  
POSTAL CREDIT UNION**  
4502 27th St Moline IL 61265-6311

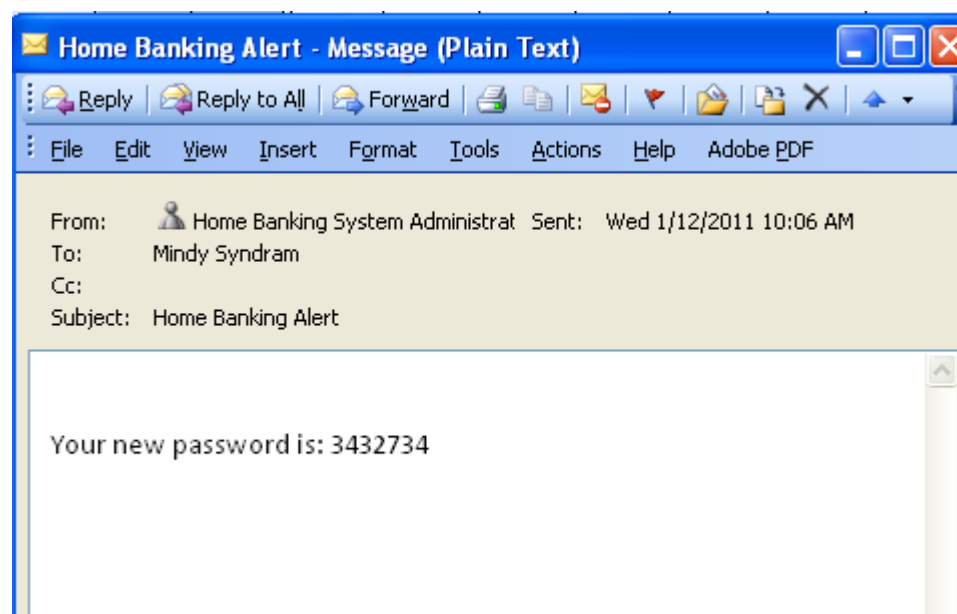
# Quad Cities Postal Credit Union

## Home Banking Walkthrough

3. The member will receive the following message letting them know they are now signed up and their temporary password is coming to their email. They can then select "Click Here to Login".



The email will look like this. NOTE: if member does not receive this email, have them check their spam folders. (See "Helpful Hint 2" at end of documents for instructions on manually issuing a TEMP PASSWORD.)



# Quad Cities Postal Credit Union

## Home Banking Walkthrough

4. The login screen will then show and the member should input their member number.

### Welcome / Sign In

Please call your credit union to be set up for home banking.

Returning Members	New Members
<p>As of 02/01/2011, all Quad Cities Postal Credit Union Home Banking Members will need to sign up for our NEW Home Banking Site. To sign up, click on the "Click Here to enroll now" link under the New Members area.</p> <p>If you have any issues enrolling or navigating the new site, please call the Credit Union at (309)797-1414.</p> <p>Login ID: <input data-bbox="485 842 740 884" type="text"/></p> <p><input data-bbox="561 898 664 940" type="button" value="Login"/></p>	<p><b>Click HERE to enroll now</b> If you are an existing Credit Union member, you can enroll today into Home Banking!</p>

5. The member will then have to answer a series of three authentication questions and select a "confidence word". The member will have the choice of 8 different question options by hitting the drop down arrow next to each question. After selecting the desired question the member needs to input their personal answer. **Confidence Word:** You may get questioned on what this is. It's a word or phrase that will show on their log-in screen to let the member know that they have come to the authentic site for Quad Cities Postal Credit Union Home Banking. **Remember me on this computer:** This should be selected if on the primary computer the member will be accessing HB with. If they log-in from another computer, the system will make them answer one of their Authentication Questions to verify who they are. **Save:** Select "save" when complete.

# Quad Cities Postal Credit Union

## Home Banking Walkthrough

### Enrollment

You must now select your authentication questions and a confidence word. Each of the three drop-down menus contains eight questions and you must select and answer one from each menu. Then you must select a confidence word. These extra validations will ensure you've connected to the authorized home banking site.

AUTHENTICATION QUESTION 1	What is the name of your first pet? <input type="button" value="v"/>
ANSWER	<input type="text"/>
AUTHENTICATION QUESTION 2	Where did you meet your spouse for the first time? <input type="button" value="v"/>
ANSWER	<input type="text"/>
AUTHENTICATION QUESTION 3	In what year (YYYY) did you graduate from high school? <input type="button" value="v"/>
ANSWER	<input type="text"/>
CONFIDENCE WORD	<input type="text"/>

Remember me on this computer.

After completing Authentication Questions, the member should receive the following screen.

**Request Successful. Thank you.**

Your confidence word has been set. Please store in a safe place.  
[Click Here to Login](#)

6. They can then select "Click Here to Login". The login screen will then show and the member should verify their confidence word and input their password.

# Quad Cities Postal Credit Union

## Home Banking Walkthrough

### Verify Confidence Word and Enter Password

 Please enter the Login ID name and Password.

Please call your credit union to be set up for home banking.

Returning Members	New Members
<p>To enhance the security of your account we will display a confidence word and ask you to enter your password. If the confidence word is not what you selected during enrollment, DO NOT login and call your credit union immediately to report the incident.</p> <p>Confidence Word: <b>bsdc</b></p> <p>Password: <input type="password"/></p> <p><input type="button" value="Login"/> <input type="button" value="Return"/></p> <p><a href="#">Forgot Your Password?</a></p>	<p><b>Click HERE to enroll now</b> If you are an existing Credit Union member, you can enroll today into Home Banking!</p>

If the member did not select “Remember me on this computer.” A Security Check will be performed and the member will Answer one of the questions they selected along with inputting their email address.

Returning Members	New Members
<p><b>Security Check</b></p> <p>Please call your credit union to be set up for home banking.</p> <p>You are seeing this page because you have not previously used this computer to log into home banking. If this is a new computer, a new browser, or a different computer than the one you enrolled on and you feel it is a safe computer, select 'Remember me on this computer.'</p> <p>What is the name of your first pet?</p> <p>Answer: <input type="text"/></p> <p>E-Mail Address: <input type="text"/></p> <p><input type="checkbox"/> Remember me on this computer.</p> <p><input type="button" value="Login"/> <input type="button" value="Return"/></p>	<p><b>Click HERE to enroll now</b> If you are an existing Credit Union member, you can enroll today into Home Banking!</p>



# Quad Cities Postal Credit Union

## Home Banking Walkthrough

- The member will be forced to select a new password. It must be at least 7 characters long and have at least 1 number and 1 special character.

**Your password has expired, you must change it now.**

Login ID

Current Password

New Password


Reenter New Password

Change

After their password is changed they will receive the following confirmation:

**Your password has been successfully changed. Click [here](#) to return to the Home page.**

- The member should then be able to access their information:


Print | Privacy

[Home](#) | [Accounts](#) | [Transfers](#) | [Statements](#) | [Applications](#) | [Services](#) | [Mail](#) | [Alerts](#) | [Stop Pay](#) | [Logout](#)

Welcome to Online Banking. Last Login: 9:27 AM January 12, 2011  
Last Failed Login: N/A

**Account Information**

My Accounts	Available Balance	Current Balance
Prime Share	\$0.00	\$0.00
Draft Account	\$0.00	\$0.00

**Messages**  
 0 New Messages

**Email Address**  
msyndram@bradfordscott.com

**Credit Union News**

**Browser Information**

